


Promote Voice and Choice

using Google Slides with Littles





Melissa Summerford

friEdTechnology Lead Learning Guide



@SummerfordStars

Goals

- ★ Define the key elements to planning the perfect Choice Based learning opportunity
- ★ Analyze the elements within a menu
- ★ Explore templates for different menus
- ★ Adding Audio/Video instructions
- ★ Leave with ideas

Planning the Perfect Mix

- ♥ Select your learning goals and content
- ♥ Consider learning styles
- ♥ Examine readiness for differentiation – same skill but vary complexity
- ♥ Determine what students will produce
- ♥ Provide Choice and Voice options
- ♥ Map out the learning for students
- ♥ Choose your platform and create!



Blended Product Ideas

Art 

Book Cover 

Book Trailer



Brochure 

Collage 

Comic Strip 

Commercial 

Diary 

Diorama 

Drawing 

Game 

Interview 

Sculpture 

Song 

Soundtrack 

Story 

Video 

Podcast 

Mind Map 

Model 

Picture 

Poem 

Poster 

Presentation 

Let's Explore

START  **80s Mix Tape**  

Complete IT
Pick one

1 

2 **80**

Write IT
Compare and contrast the lifestyle of 2020s to the lifestyle of the 1980s in your writing journal. 

Move IT


1st Grade MIX



Complete IT

1



2




Solve IT



Write IT



Build IT



Move IT



1st Grade MIX



Complete IT

1



2



3



Move IT



Write IT

Write in your journal! Focus on Spelling your sight words correctly.




Pick 4 Boxes



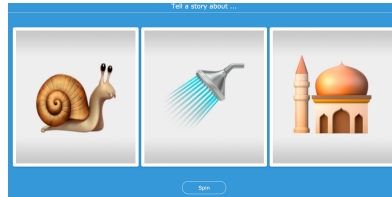
Kinder MIX



Find IT



Write IT



Listen to IT



Construct It



Solve IT



Count IT



BONUS PLAYLIST



Create IT



Code IT



Storytelling

📅 Beginner ☰ 8 lessons

Read IT

Storyline Online



Build IT



Construct IT



Game IT





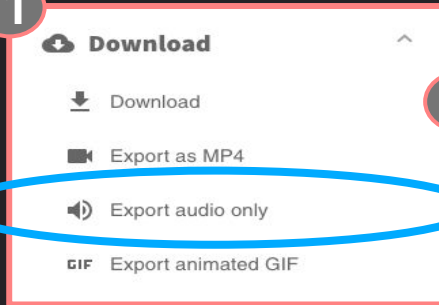
Insert audio instructions



Exporting Audio ONLY



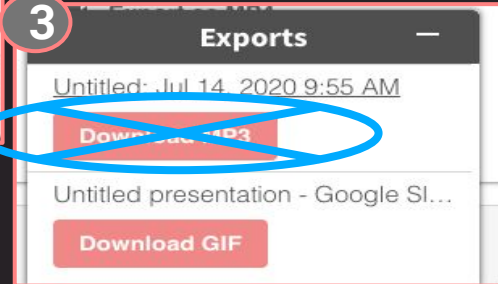
1



2



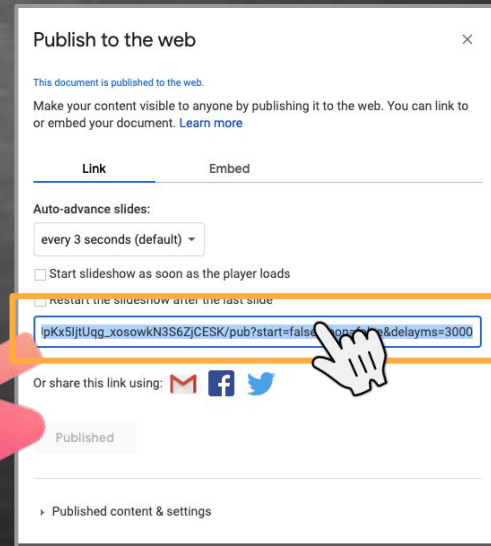
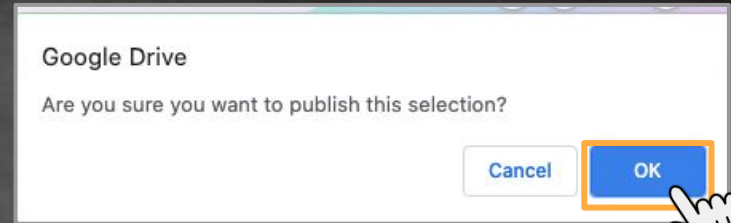
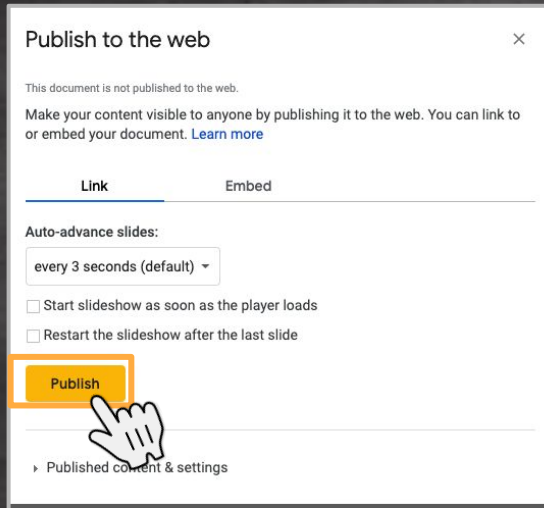
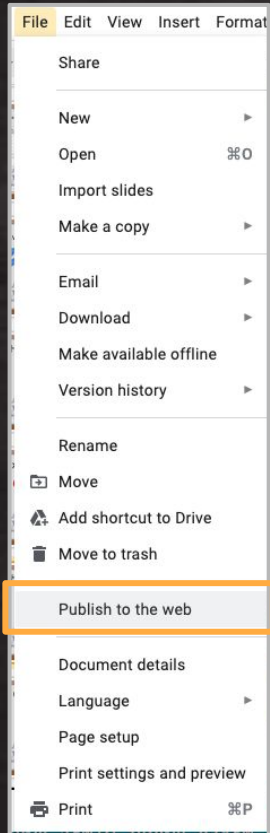
3




The progress bar lets you know when your audio has been extracted

No need to download your MP3!
Your audio file is ALSO saved in your Google Drive.

Share slide deck as a link by Publishing to the Web



Share the **published link** as a **link attachment** in Google Classroom with view rights only



Session Evaluation

fried.tech/eval2021



THANK YOU

Melissa Gomez Summerford
@SummerfordStars