

CLASSy Centers



Dr. Vonda Pittman
Merry Pennell
Early Childhood Coaches


mdek12.org



MISSISSIPPI
DEPARTMENT OF
EDUCATION

Office of Early Childhood





1

ALL Students Proficient and Showing Growth in All Assessed Areas



2

EVERY Student Graduates from High School and is Ready for College and Career



3

EVERY Child Has Access to a High-Quality Early Childhood Program

EVERY School Has Effective Teachers and Leaders

4



EVERY Community Effectively Uses a World-Class Data System to Improve Student Outcomes

5



EVERY School and District is Rated “C” or Higher

6



VISION

To create a world-class educational system that gives students the knowledge and skills to be successful in college and the workforce, and to flourish as parents and citizens



MISSION

To provide leadership through the development of policy and accountability systems so that all students are prepared to compete in the global community



Objectives

- Participants will learn the importance of teaching with hands-on materials in learning centers.
- Participants will gain an understanding of meaningful questions to deepen children's understanding of concepts.
- Participants will be able to connect CLASS dimensions to learning center activities.

Being CLASSy with Music



MISSISSIPPI
DEPARTMENT OF
EDUCATION

- Enhance both sides of an individual's brain
- Promotes social interactions
- Helps build vocabulary, listening and thinking skills as well as comprehension skills and memory
- Learn about rhyming through songs
- Communicates actions, feelings, ideas, and thoughts
- Promotes coordination through movement

Music Instruments and Props

7

- Rhythm sticks
- Handbells
- Drums
- Xylophone
- Triangles
- Maracas
- Rain sticks
- Homemade instruments
- Music Player
- Microphone
- Scarves and ribbon sticks
- Instruments from various cultures



Create a variety of maracas using plastic eggs, plastic spoons, rice or beans or pebbles, and tape

- Place rice or beans or pebbles in the plastic egg and snap closed
- Place egg between the bowls of two plastic eggs
- Tape around the spoon bowls and egg, then tape again around the spoon handles

- Create
- Excited
- Favorite
- Imitate
- Popular
- Prefer
- Repeat
- Rhythm
- Simple
- Communicate



- What will happen if you shake it fast?
- What will happen if you shake it slow?
- How are the sounds they make different?
- Why did you choose to put (rice or rocks or whatever) in this egg?
- What do you think is making that sound?
- Tell me about what you hear?



Being CLASSy with Art



MATERIALS

- Painting - Washable Paints, Fingerpaint, Tempera Paint, Watercolor Paint
- Collage - Shredded Paper, Ribbon Pieces, Buttons, Pompoms, Felt Pieces, Craft Foam Shapes, Stickers, Feathers, Silk Flower Petals/Leaves



MATERIALS Cont'd.

- Drawing- Colored Pencils, Crayons, Multi-colored Crayons, White Chalk, Colored Chalk, Sidewalk Chalk, Dry Erase Markers, Dry Erase Board
- Tools- Scissors, Hole Punch, Sponge Painters, Sponge Paint Brushes, Dish Scrubber, Q-Tips



Connection to Family

- Rubbings of Household Objects
- Decorate Paper Dolls to look like Family Members
- Paint on Baking Sheet, press paper over painting to make print



Questions

- How did you make that new color?
- What are some ways you could fill up this paper?
- What do you notice about your paint?
- How could you make these stick together?
- What do you think you could do with these pinecones and acorns?






Being CLASSy with Manipulatives

- Children learn best through hands on experiences
- Children need opportunities to use developmentally appropriate materials to foster fine motor skills such as: crayons, scissors, puzzles, manipulatives, interlocking toys, and blocks




- Small counters
- Pegboards and pegs
- Puzzles
- Small building toys
- Nuts and bolts
- Lacing cards
- Interlocking toys
- Magnetic letters and numbers
- Pattern blocks
- Locks and keys



Sort small household items by attributes (color, shape, size) and count each group.

- Buttons
- Keys
- Coins
- Jar/bottle tops
- Socks



- Puzzle
- Corner
- Solution
- Edge
- Shape
- Image
- Rotate
- Attach
- Connect
- Search
- Match
- Similar
- Different
- Simple
- Difficult
- Pattern
- Attribute
- Equal
- Classify
- Combine

- How did you do that?
- How could you find out how which group has more/less?
- How many more will you need to make the groups equal?
- How did you sort these?
- What will you do next?
- Why do you think that?
- Tell me what you are doing?



Being CLASSy with Books



Materials

- Bookshelf
- Comfortable place for children to relax and enjoy books
- Variety of book types



Materials cont'd.

- Props for retelling stories
- Stuffed animals and soft dolls
- Headphones and player with story tapes and/or CDs
- Writing materials
- Magazines, catalogs, and brochures



Connection to Family

- A flannel board
- Felt people pieces and shapes to create houses
- Children can create pages for a class book about families



Questions

- What do you see happening in this picture?
- What do you think this story will be about? Why?
- What do you think will happen next?
- Have you ever felt like that?
- Tell me about your story...?
- Can you tell me about your writing?



Questions cont'd.

- Can you tell me about your story?
- How did you come up with that story?
- Why did you choose to write about...?
- Can you tell me what letters and words you used?



Dr. Vonda Pittman Merry Pennell

Early Childhood Coaches

vpittman@mdek12.org

mpennell@mdek12.org

mdek12.org



MISSISSIPPI
DEPARTMENT OF
EDUCATION

